



Wooden venetian blind

The nobility of wood becomes pure elegance in this Venetian blind. Subtle lines convert light into warmth with a great natural finish.

	GENUINE
Minimum sizes	400mm width 300mm height
Maximum sizes	3000mm width 3500mm height
Operating systems	Cord, Chain, Crank, Motor
Width of slats/Pleat	50mm
Installation	Ceiling, Wall
Profile color	Coordinated with the slat color
Options	String ladder, Vertical cable guide, Color combination, Trims, Two blinds with a single pelmet

Wood Venetian

50mm slats

The **Genuine system** is characterized by its **refined design** that furnishes the blind with a sophisticated and elegant look.

The warmth of wood enables to create a cozy and elegant environment.



Child Safety

Bandalux supplies by default a child safety system that allows the chain to be attached to the wall, preventing children from getting entangled in it.

Child Safety chain/cord retainer

It is the standard security device in the market served by default with your blinds order.



Safekids, a new option patented by Bandalux

It is highly efficient as it cannot be taken apart or tampered with and guarantees that the chain will not detach from the wall, preventing the risk of strangulation. Compatible only with chain.



String ladder or tape



The subtle string ladder grants a finishing that highlights the slat.



The tape enhances the finishing and allows the different fabric tones to combine with the slat.

Convenient operating system

The driving mechanism permits orientation changes of the blind slats allowing visibility variation towards outside while enabling sunlight adjustments towards inside.

Cord, chain, crank and motor operated for greater convenience.

CORD



CHAIN



SOMFY
MOTOR



BANDALUX
MOTOR



New extendible reinforced Trazer brackets


New brackets developed by Bandalux for wall installation.

Design adapted to the latest trends.



Natural uniqueness

The natural or tinted wood, the latest trend bottom bars and the different slat colors matching the rest of the components color make this blind easy to adapt to different types of furniture in very different environments.



Wood Venetian

➤ OPTIONS

PROVIDED BY DEFAULT






















	CORD-OPERATED		CHILD SAFETY CORD CLEAT (CHILD SAFETY SYSTEM)		TAPE
---	----------------------	---	---	---	-------------

ⓘ If the operating system allows it.

COORDINATED

The rail, brackets, tape (for Genuine with tape) or string ladder (for Genuine with string ladder), cord, chain and crank, will be color-coordinated to the slats according to Bandalux criteria. If another color is desired indicate on order form or eBa.

Tape color coordinated by default:

 White Ref. 005	 Amber Ref. 902	 Persimmon Ref. 900	 Pastel Green Ref. 039	 Black Ref. 233
 Alabaster Ref. 112	 Toffee Ref. 907	 Canary Ref. 009	 Forest Green Ref. 061	
 Fawn Ref. 031	 Cocoa Ref. 910	 Mercury Ref. 771	 Forest Ref. 913	
 Antelope Ref. 029	 Chocolate Ref. 060	 Gulf Blue Ref. 017	 Real Red Ref. 085	
 Taupe Ref. 908	 Capuccino Ref. 084	 Nocturne Ref. 008	 Garnet Ref. 106	

Other tape colors opted to be coordinated:

 Sewing White Ref. 557	 Sewing Brown Ref. 560	 Sewing Black Ref. 559	 Stripe white Ref. 577	 Stripe Grey Ref. 576
 Stripe Beige Ref. 577	 Linear Bordeaux Ref. 574	 Linear Grey Ref. 575	 Linear Light Grey-Ref. 571	 Linear Brown Ref. 572
 Linear Black Ref. 573	 Indian Black Ref. 583	 Indian Cream Ref. 580	 Indian Beige Ref. 581	 Indian Chocolate Ref. 582
 Highway Grey Ref. 558	 Highway Red Ref. 563	 Highway Orange Ref. 562	 Highway Black Ref. 561	

OPERATING SYSTEMS OPTIONALS

CHAIN



**CHAIN
TENSIONER**
(ONLY AVAILABLE
FOR TAPE)

ⓘ Includes security device



**CHILD SAFETY
CHAIN RETAINER**
(CHILD SAFETY SYSTEM)

ⓘ OPTIONAL: Safekids security device.

COLORS

 White  Black  Grey

ⓘ According to Bandalux coordinated.

CRANK



FIXED



REMOVABLE

COLORS

 White  Black  Grey
 Ivory  Brown  Anthracite
 Garnet

ⓘ According to Bandalux coordinated.

MOTOR OPTIONS



SOMFY 230V




BANDALUX 230V

MOTOR			AUTOMATISMS		
			Single-channel Remote Control	Multi-channel Remote Control	Other Options
HARDWIRED 230V	BANDALUX	HARDWIRED 40	-	-	BUTTON SOMFY INIS 1 ref. 06700610
	SOMFY	LS-40			
	SOMFY SILENT	SONESSE 40			
RADIO 230V	SOMFY SILENT	RTS SONESSE 40	MODULIS 1 PURE ref. 06700976	MODULIS 4 PURE ref. 06700889	-

BRACKETS (ONLY FOR CHAIN)

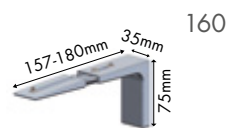
REINFORCED EXTENSIBLE TRAZER BRACKETS



100



130

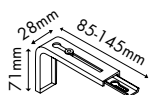


160

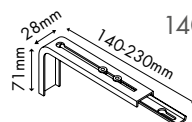
COLORS

- White
- Black
- Brown
- Grey
- Ivory

TELESCOPIC BRACKET



85 a 145mm




140 a 230mm

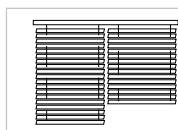
COLORS

- White
- Black
- Brown
- Zincked
- Ivory

OTHER OPTIONS

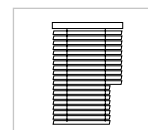


VERTICAL
CABLE GUIDE

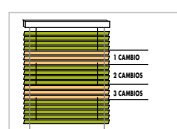


TWO BLINDS WITH
A SINGLE PELMET

ⓘ For measurements wider than 2500mm, the border will be cut in two pieces.



TRIMS



COLOR
COMBINATION

ⓘ (1) CHANGE will be considered each time a different color to the previous is inserted. It will not depend on the total number of colors used.



SAFEKIDS
(CHILD SAFETY SYSTEM)



Blinds from 300 - 590mm wide (both inclusive) will be manufactured only with separate remote controls (MN and ME).

SPECIAL
MEASUREMENTS

MINIMUM AND MAXIMUM SIZES

Operating system	Blind width		Blind height		Surface		Tolerance
	Maximum	Minimum	Maximum	Minimum	Maximum	Minimum	% (Width / Height)
CORD	3000mm	400mm	2700mm	300mm	4,3m ²	0,25m ²	±0,5% / ±0,5%
CHAIN	3000mm	600mm	2500mm	300mm	4,3m ²	0,3m ²	±0,5% / ±0,5%
CRANK	3000mm	400mm	3500mm	300mm	8m ²	0,3m ²	±0,5% / ±0,5%
MOTOR 230V	3000mm	660mm	3500mm	300mm	8m ²	0,3m ²	±0,5% / ±0,5%

❗ For 2.5m² or larger surfaces we recommend its motorization or adding a crank-operated system, or either divide into two individual units with manual operating system due to the resistance that this blinds exerts for its elevation.

NUMBER OF BRACKETS, ROPES, STAIRS OR CORDS ACCORDING TO BLIND WIDTH

BRACKETS

Blind width	N° of lateral brackets	N° of central brackets
600 - 1200mm	2	0
1210 - 1800mm	2	1
1810 - 3000mm	2	2

TAPES, STRING LADDERS AND CORDS

Blind width	N° of laces or string ladders	N° of cords
Up to 1150mm	2	2
1150 to 1400mm	3	2
1400 to 1900mm	3	3
1900 to 3000mm	5	3

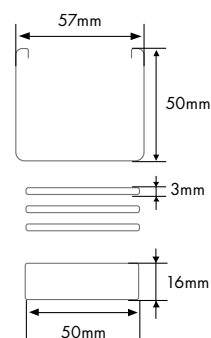
❗ 1. Bandalux will always serve the number of brackets, cords, string ladders or tapes as indicated in these tables. To request a different number you must indicate on the order form or eBa.
2. Bandalux supplies brackets for wall/ceiling installation by default. If other brackets are desired, indicate on the order form or eBa.

STACKING HEIGHT

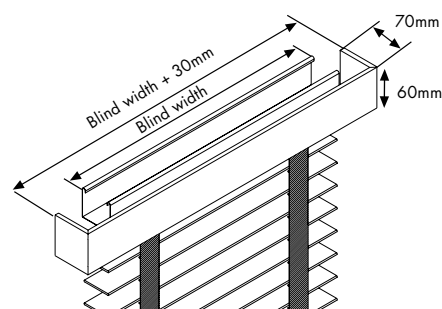
Blind height h	Stacking height hr
850mm	140mm
1200mm	180mm
1400mm	200mm
1600mm	220mm
1800mm	230mm
2000mm	250mm
2200mm	280mm
2400mm	300mm
2500mm	310mm
2600mm	320mm
2800mm	340mm
3000mm	360mm
3200mm	380mm
3400mm	400mm
3500mm	420mm

SECTIONS AND DIMENSIONS GENUINE SYSTEM

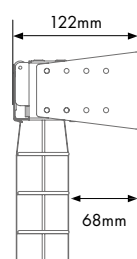
BLIND SECTION



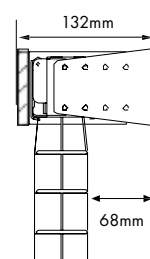
DETAIL WITH PELMET



BRACKET



BRACKET WITH PELMET



❗ For measurements wider than 2500mm, the border will be cut in two pieces.

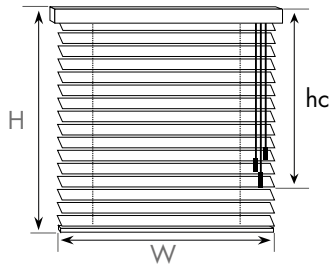
CONTROLS HEIGHT

CHAIN OR CORD WITH CHILD SAFETY SYSTEM

The **Child Safety/Safekids** piece must be positioned at a minimum height of 1,5m from the floor.

CHAIN OR CORD WITHOUT A CHILD SAFETY SYSTEM

If the **Child Safety/Safekids** feature is declined, the controls height will be:



Cord	
Blind height H	Controls height hc
500 to 1000mm	Blind height
1010 to 1500mm	1000mm
1510 to 2500mm	1500mm

Chain
Controls height hc
520mm
770mm
1020mm
1270mm
1520mm
1770mm
2020mm
2270mm
2520mm
2770mm
3020mm

CRANK-OPERATED

Bandalux has the following recommended controls heights for cranks:

Crank
Controls height hc
1000mm
1250mm
1500mm
1750mm
2000mm
2250mm
2500mm
2750mm
3000mm

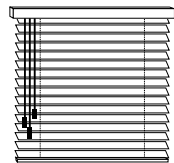
1. Approximate measurements in mm.
2. In the single crank control, the control height is considered with the crank in operative position. Add 140 mm to find out measurement with the crank extended.
3. Indicate on the order form or eBa the desired controls height. In any case in which the requested controls height does not match with the chart measurements above, the ordered product will be manufactured the next size down.
4. The controls height will always be considered from the highest part of the curtain (top end).

CONTROLS SIDE

CONTROLS TOGETHER

MI


LEFT



Remote controls left
Stacking I, Orientation I

MD

RIGHT

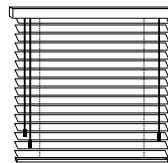


Remote controls right
Stacking D, Orientation D

SEPARATE CONTROLS

MN

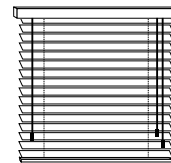
OPPOSITE LEFT




Separate controls
Stacking D, Orientation I

ME

OPPOSITE RIGHT



Separate controls
Stacking I, Orientation D

-  Bandalux recommends the use of separate controls, whenever possible.

AVAILABLE MOTOR DATA

TYPE	MODEL	ø mm	Nm.	r.p.m.	power (W)
BANDALUX HARDWIRED	CABLE 40 10/12	40	10	12	121
SOMFY® HARDWIRED	LS-40 40 9/16	40	9	14	100
SOMFY® HARDWIRED SILENT	SONESSE 40 9/12	40	9	12	120
SOMFY® RTS SILENT	RTS SONESSE 40 9/12	40	9	12	120

contract.bandalux.com

bandalux.com